



# Sign Code Guide

## Boston Transportation Department



## Table of Contents

1	Table of Contents
2	Construction Signs & Parking Signs
3	Permit Parking Signs
4-9	Regulatory Signs
10-11	Street Cleaning Signs
12	Street Cleaning/Snow Emergency Signs
13-16	Tow Zone Signs
17-19	Warning Signs
20	Guide Signs & Street Name Signs

### NOTES:

1. This document is a guide and provides recommended minimum sign sizes. It is the engineer's responsibility to determine the need, purpose, and size of proposed signs. As in the development of any traffic engineering plan, significant professional engineering judgment should be exercised.
2. Signs shown in this document are not to scale and are for illustrative purposes only. Refer to the MUTCD (when applicable) or the BTM Sign Shop for guidance on sizing and manufacturing signs to the City's standards.

# Construction Signs

All Signs 18"x18"

2



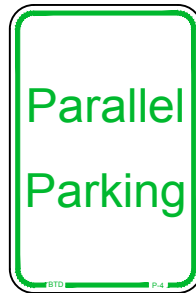
CWS

## Parking Signs

All Signs 12"x18" (except where noted)



P-3



P-4




P-6



P-7



P-7A



P-10



P-11



MS-6  
(18"x18")



MS-7

(Double sided)

# Permit Parking Signs

All Signs 18"x18"

3



PB-xx



PB-xxB



PB-xxC



PB-xxD



PB-xxE



PB-xxF



PB-xxG



PB-xxH



PB-xxI



PB-xxJ



PB-xxK



PB-xxM



PB-xxN



PB-xxO



PB-xxS

## Neighborhood Codes



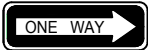







11 Beacon Hill  
 15 Bay Village  
 18 South End  
 19 North End  
 23 Back Bay  
 24 Chinatown  
 25 Fenway/Kenmore

26 South Boston  
 27 Leather District  
 28 East Boston  
 29 Mission Hill  
 30 Allston/Brighton  
 31 Dorchester  
 32 Charlestown

33 Jamaica Plain  
 34 West Roxbury  
 35 Roxbury  
 36 Roslindale  
 37 Hyde Park  
 38 West End










# Regulatory Signs

4

	<u>BTD Code</u>	<u>MUTCD Code</u>	<u>Size</u>
	R-1	R1-1	30"x30"
	R-1AW	R1-3p	18"x6"
	R-2	R6-1	36"x12"
	R-3	R4-7	18"x24"
	R-4	R3-4	24"x24"
	R-5	R3-2	24"x24"
	R-6	R3-1	24"x24"
	R-7	R3-5R	30"x36"
	R-8	R3-5L	30"x36"
	R-10	R5-1	30"x30"












# Regulatory Signs

5

	<u>BTD Code</u>	<u>MUTCD Code</u>	<u>Size</u>
	R-12	-	18"x18"
	R-13L	R10-15L	24"x24" (30"x30" on Mast Arm)
	R-13R	R10-15R	24"x24" (30"x30" on Mast Arm)
	R-14	-	18"x18"
	R-15	-	18"x24"
	R-16	-	18"x24"
	R-17	-	24"x24"
	R-18	R10-5	24"x30"
	R-19	R1-2	30"x30"x30"










# Regulatory Signs

6

	<u>BTD Code</u>	<u>MUTCD Code</u>	<u>Size</u>
	R-21	-	24"x30"
	R-22	R2-1	24"x30"
	R-23	R2-1	24"x30"
	R-24	S5-2	24"x30"
	R-24A	-	24"x30"
	R-27	-	18"x18"
	R-28	R10-6	24"x36"
	R-29	-	24"x24"
	R-30	-	24"x24"
	R-31	R3-7L	30"x30"
	R-32	R3-7R	30"x30"

# Regulatory Signs


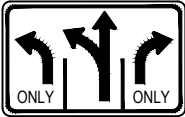
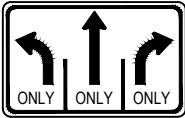
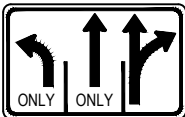








7

	<u>BTD Code</u>	<u>MUTCD Code</u>	<u>Size</u>
	R-33	R10-11b	36"x36"
 Weights Vary	R-34	R12-5	24"x36"
	R-35	-	24"x48"
	R-36	S5-1	24"x48"
	R-37	-	18"x24"
	R-39	R10-7	24"x30"
	-	R3-3	24"x24"
	-	R14-2	24"x24"
	-	R14-3	24"x24"





# Regulatory Signs

8

	<u>BTD Code</u>	<u>MUTCD Code</u>	<u>Size</u>
	-	R3-8	30"x30"
	-	R3-8a	48"x30"
	-	R3-8b	48"x30"
	-	R3-8c	48"x30"
	-	R3-8d	30"x30"
	-	R3-17	30"x24"
	-	R3-17a	30"x12"
	-	R3-17b	30"x12"
	-	R4-4	36"x30"
	-	R4-11	30"x30"
	-	R5-1b	12"x18"
	-	R9-3c	12"x12"

# Regulatory Signs

9

	<u>BTD Code</u>	<u>MUTCD Code</u>	<u>Size</u>
	-	R10-12	24"x30"
	DE-1	R1-6	12"x36"

# Street Cleaning Signs

All Signs 12"x18"

10



S-1 Mondays  
5am - 7am

S-2 Tuesdays  
5am - 7am

S-3 Wednesdays  
5am - 7am

S-4 Thursdays  
5am - 7am

S-5 Fridays  
5am - 7am

S-6 Mondays  
8am - 12noon

S-7 Mondays  
12 Noon - 4pm

S-8 Tuesdays  
8am - 12noon

S-9 Tuesdays  
12 Noon - 4pm

S-10 Wednesdays  
8am - 12noon

S-11 Wednesdays  
12noon - 4pm

S-12 Thursdays  
8am - 12noon

S-13 Thursdays  
12noon - 4pm

S-14 Fridays  
8am - 12noon

S-15 Fridays  
12noon - 4pm

S-16 1st & 3rd Monday  
8am - 12noon

S-17 1st & 3rd Monday  
12noon - 4pm

S-18 2nd & 4th Monday  
8am - 12noon

S-19 2nd & 4th Mondays  
12noon - 4pm

S-20 1st & 3rd Tuesday  
8am - 12noon

S-21 1st & 3rd Tuesday  
12noon - 4pm

S-22 2nd & 4th Tuesday  
8am - 12noon

S-23 2nd & 4th Tuesday  
12noon - 4pm

S-24 1st & 3rd Wednesday  
8am - 12noon

S-25 1st & 3rd Wednesday  
12noon - 4pm

S-26 2nd & 4th Wednesday  
8am - 12noon

S-27 2nd & 4th Wednesday  
12noon - 4pm

S-28 1st & 3rd Thursday  
8am - 12noon

S-29 1st & 3rd Thursday  
12noon - 4pm

S-30 2nd & 4th Thursday  
8am - 12noon

S-31 2nd & 4th Thursday  
12noon - 4pm

S-32 1st & 3rd Friday  
8am - 12noon

S-33 1st & 3rd Friday  
12noon - 4pm

# Street Cleaning Signs

All Signs 12"x18"

11



S-34 2nd & 4th Friday  
8am - 12noon

S-35 2nd & 4th Friday  
12noon - 4pm

S-36 1st, 3rd & 5th Wednesday  
8am - 12noon

S-37 1st, 3rd & 5th Wednesday  
12noon - 4pm

S-38 1st, 3rd & 5th Thursday  
8am - 12noon

S-39 1st, 3rd & 5th Thursday  
12noon - 4pm

S-40 1st, 3rd & 5th Fridays  
8am - 12noon

S-41 1st, 3rd & 5th Fridays  
12noon - 4pm

S-50 2am - 7am

S-51 Mondays  
12:01 am - 7am

S-52 Tuesdays  
12:01 am - 7am

S-53 Wednesdays  
12:01 am - 7am

S-54 Thursdays  
12:01 am - 7am

S-55 Fridays  
12:01 am - 7am

S-56 Mon & Wed  
2 am - 6 am

S-57 Tues & Fri  
2 am - 6 am

SS-1 Special Street  
Cleaning Sign

## Special Tabs

- A Changes times to 9am - 1pm
- B Changes times to 1pm - 5pm
- C Changes months to March 1 to December 31

# Street Cleaning/Snow Emergency Signs

All Signs 18"x18"

12



AC-1	Mondays 12:01 am - 7am	AC-12	12:01am - 7am
AC-2	Tuesdays 12:01 am - 7am	AC-13	Mondays 5am - 7am
AC-3	Wednesdays 12:01 am - 7am	AC-14	Tuesdays 5am - 7am
AC-4	Thursdays 12:01 am - 7am	AC-15	Wednesdays 5am - 7am
AC-5	Fridays 12:01 am - 7am	AC-16	Thursdays 5am - 7am
AC-6	Mondays 2am - 7am	AC-17	Fridays 5am - 7am
AC-7	Tuesdays 2am - 7am		
AC-8	Wednesdays 2am - 7am		
AC-9	Thursdays 2am - 7am		
AC-10	Fridays 2am - 7am		
AC-11	2am - 7am		

# Tow Zone Signs

All Signs 12"x18"

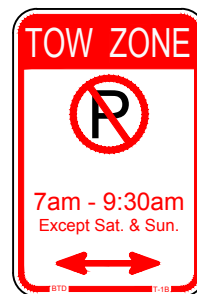
13



T-1



T-1A



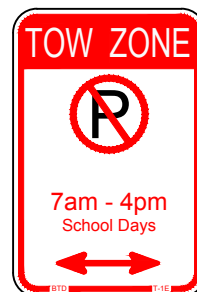
T-1B



T-1C



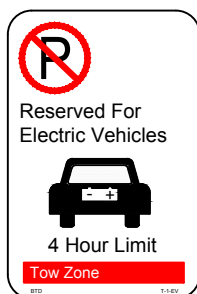
T-1D



T-1E



T-1-CP



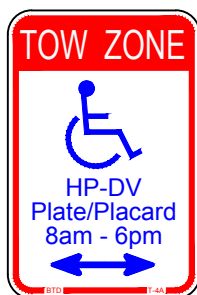
T-1-EV



T-1-FT



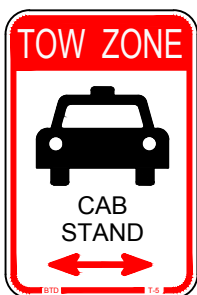
T-4




T-4A



T-4RS



T-5



T-6



T-7

# Tow Zone Signs

All Signs 12"x18"

14



T-10



T-11



T-12



T-13



T-14



T-15



T-16



T-17



T-18



T-19



T-23



T-23B



T-23RS



T-23X



T-24

## Tow Zone Signs

All Signs 12"x18"



T-25



T-26



T-27

## Loading Zone Signs

All Signs 12"x18"



T-28 Except Sat. & Sun.

T-32 9:30am - 6pm  
Except Saturday

T-29 7am - 7pm  
Except Sunday

T-33 9:30am - 4pm  
Except Sat. & Sun.

T-29A 7am - 7pm  
Except Sat. & Sun.

T-34 8am - 6pm  
Except Sat. & Sun.

T-30 8am - 4pm  
Except Sat. & Sun.

T-31 7am - 4pm  
Except Sat. & Sun.



## Tow Zone Signs

All Signs 12"x18"



T-35



T-37



T-39



T-41

## Tow Zone Signs

Special Tab Codes

J	RESERVED FOR CITY VEHICLES	M	EITHER SIDE
K	RESERVED FOR GENERAL COURT	N	PICK UP/DROP-OFF 10 MIN. LIMIT (variable hours)
L	RESERVED FOR AMBULANCES	P	RESERVED FOR POSTAL VEHICLES
		Q	RESERVED FOR CAR SHARE VEHICLES

## Tow Zone Combination Signs

All Signs 18"x24"













TC-1



TC-Special










# Warning Signs

17

	<u>BTD Code</u>	<u>MUTCD Code</u>	<u>Size</u>
	W-1	S1-1	30"x30"
	W-3	-	24"x24"
	W-4	W1-8	18"x24"
	W-5	-	24"x24"
	W-6	W11-2	24"x24"
	W-7	W3-3	30"x30"
	W-13	W6-3	30"x30"
	W-14	W14-1	24"x24"
	W-15	W15-1	24"x24"
	W-18	W12-2	30"x30"













# Warning Signs

18

	<u>BTD Code</u>	<u>MUTCD Code</u>	<u>Size</u>
	W-20	W3-1	30"x30"
	W-21	-	24"x24"
	W-23	-	12"x12"
	-	W1-1R	30"x30"
	-	W1-1L	30"x30"
	-	W1-1aL	30"x30"
	-	W1-1aR	30"x30"
	-	W4-2L	30"x30"
	-	W4-2R	30"x30"

# Warning Signs

19

	<u>BTD Code</u>	<u>MUTCD Code</u>	<u>Size</u>
	-	W4-1aL	30"x30"
	-	W4-1aR	30"x30"
	-	W11-1	24"x24"
	-	W12-1	30"x30"
	-	W13-1	18"x18"
	-	W16-1	18"x24"
	-	W16-2P	24"x18"
	-	W16-2aP	24"x12"
		W16-7PL & W16-7PR	24"x12"
	-	W16-9P	24"x12"
	-	S4-3P	24"x8"
	-	OM1-1	24"x24"

	<u>BTD Code</u>	<u>MUTCD Code</u>	<u>Size</u>
	EV-1V	EM-1	24"x24"
	EV-1L	EM-1	24"x24"
	EV-1R	EM-1	24"x24"
	PB-8	D4-1	30"x24"
	-	D9-2	24"x24"
	-	I-5	24"x24"
	-	M4-8	24"x12"

## Street Name Signs

Pole Mounted - 9" x Varies - See BTD Spec A51

SOUTH ST

Mast Arm Mounted\* - 18" x Varies (72" Max) - See BTD Spec A50

MASSACHUSETTS AVE

\* Mast Arm Mounted signs are supplied by the contractor when called for in traffic signal installations or upgrades. The BTD Sign Shop does not manufacture or replace Mast Arm Mounted signs.