



CITY OF BOSTON

OFFICE OF HUMAN RESOURCES
One City Hall Square • Boston, Massachusetts 02201

VIVIAN LEONARD
Director

(617) 635-3370
Fax (617) 635-2950

October 18, 2007

The Honorable Thomas M. Menino
Mayor of Boston
Boston City Hall

Dear Mr. Mayor:

Your approval is respectfully requested to amend the City of Boston Classification and Compensation Plan, Schedule A, for the Boston Police Detectives Benevolent Society (Detectives Union). The effective dates of new salary schedules and the rates of increase are July 1, 2006 2% increase, July 7, 2007 2.5% increase, July 5, 2008 3% increase and July 4, 2009 3.5% increase.

An added \$500.00 to the strip base effective July 7, 2007.

Increase in Uniform and Clothing Allowance by \$150/year effective January 2008 (new total allowance will be \$800.00/year).

Increase in Weekend Differential by 0.5% effective July 4, 2009.

Create new Hazardous Duty Pay effective July 5, 2008 at 1.5%. Increase in Hazardous Duty Pay effective July 4, 2009 by 0.15% (new total Hazardous duty pay will be 1.65%).

Thomas M. Menino, Mayor

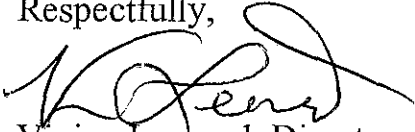
AN EQUAL OPPORTUNITY / AFFIRMATIVE ACTION EMPLOYER

AFFIRMATIVE ACTION • PERSONNEL MANAGEMENT • EMPLOYEE ASSISTANCE • HEALTH BENEFITS / INSURANCE


“DEDICATED TO SERVE, GUIDE, AND SUPPORT”

This amendment to the Salary Schedule is necessary to implement the collective bargaining agreement between the City of Boston and for the Boston Police Detectives Benevolent Society (Detectives Union).


Respectfully,


Vivian Leonard, Director

Approved:


Lisa C. Signori, Director of Administrative Services/Finances

Approved:


Thomas M. Menino, Mayor

DETECTIVES

July 1, 2006

	<u>BASE</u>	<u>SHIFT DIFF.</u>	<u>GROSS</u>	<u>HOURLY</u>	<u>OVERTIME</u>	<u>HOLIDAY</u>	<u>UNIFORM</u>	<u>ANNUAL</u>
<u>DAYS</u>								
<u>3RD YEAR</u>	1,111.63	69.48	1,181.11	29.53	41.69	295.28	650.00	66,142.58
<u>NIGHTS</u>								
<u>3RD YEAR</u>	1,111.63	100.05	1,211.68	30.29	41.69	302.92	650.00	67,837.66
<u>CAREER AWARDS - 5TH YEAR (DAYS) *ONLY OFFICERS WHO HAVE 5 YRS OR MORE AS OF 7/1/98</u>								
<u>5TH YEAR</u>	1,149.94	71.87	1,221.81	30.55	43.12	305.45	650.00	68,399.33
<u>CAREER AWARDS - 5TH YEAR (NIGHTS) *ONLY OFFICERS WHO HAVE 5 YRS OR MORE AS OF 7/1/98</u>								
<u>5TH YEAR</u>	1,149.94	100.05	1,249.99	31.25	43.12	312.50	650.00	69,961.98
<u>CAREER AWARDS - 20TH YEAR (DAYS) *ONLY OFFICERS WHO HAVE 20 YRS OR MORE AS OF 7/1/98</u>								
<u>20TH YEAR</u>	1,188.26	74.27	1,262.53	31.56	44.56	315.63	650.00	70,657.26
<u>CAREER AWARDS - 20TH YEAR (NIGHTS) *ONLY OFFICERS WHO HAVE 20 YRS OR MORE AS OF 7/1/98</u>								
<u>20TH YEAR</u>	1,188.26	100.05	1,288.31	32.21	44.56	322.08	650.00	72,086.82

DETECTIVES

July 7, 2007

	<u>BASE</u>	<u>SHIFT DIFF.</u>	<u>GROSS</u>	<u>HOURLY</u>	<u>OVERTIME</u>	<u>HOLIDAY</u>	<u>UNIFORM</u>	<u>ANNUAL</u>
<u>DAYS</u>								
<u>3RD YEAR</u>	1,149.62	71.85	1,221.47	30.54	43.11	305.37	800.00	68,530.54
<u>NIGHTS</u>								
<u>3RD YEAR</u>	1,149.62	103.47	1,253.09	31.33	43.11	313.27	800.00	70,283.81
<u>CAREER AWARDS - 5TH YEAR (DAYS) *ONLY OFFICERS WHO HAVE 5 YRS OR MORE AS OF 7/1/98</u>								
<u>5TH YEAR</u>	1,187.93	74.25	1,262.18	31.55	44.55	315.55	800.00	70,787.95
<u>CAREER AWARDS - 5TH YEAR (NIGHTS) *ONLY OFFICERS WHO HAVE 5 YRS OR MORE AS OF 7/1/98</u>								
<u>5TH YEAR</u>	1,187.93	103.47	1,291.40	32.29	44.55	322.85	800.00	72,408.13
<u>CAREER AWARDS - 20TH YEAR (DAYS) *ONLY OFFICERS WHO HAVE 20 YRS OR MORE AS OF 7/1/98</u>								
<u>20TH YEAR</u>	1,226.25	76.64	1,302.89	32.57	45.98	325.72	800.00	73,045.22
<u>CAREER AWARDS - 20TH YEAR (NIGHTS) *ONLY OFFICERS WHO HAVE 20 YRS OR MORE AS OF 7/1/98</u>								
<u>20TH YEAR</u>	1,226.25	103.47	1,329.72	33.24	45.98	332.43	800.00	74,532.97

DETECTIVES

July 5, 2008

<u>DAYS</u>	<u>BASE</u>	<u>SHIFT DIFF.</u>	<u>GROSS</u>	<u>HOURLY</u>	<u>OVERTIME</u>	<u>HOLIDAY</u>	<u>UNIFORM</u>	<u>ANNUAL</u>
<u>3RD YEAR</u>	1,200.85	75.05	1,275.90	31.90	45.03	318.98	800.00	71,548.72
<u>NIGHTS</u>								
<u>3RD YEAR</u>	1,200.85	108.08	1,308.93	32.72	45.03	327.23	800.00	73,380.14
<u>CAREER AWARDS - 5TH YEAR (DAYS) *ONLY OFFICERS WHO HAVE 5 YRS OR MORE AS OF 7/1/98</u>								
<u>5TH YEAR</u>	1,239.16	77.45	1,316.61	32.92	46.47	329.15	800.00	73,805.99
<u>CAREER AWARDS - 5TH YEAR (NIGHTS) *ONLY OFFICERS WHO HAVE 5 YRS OR MORE AS OF 7/1/98</u>								
<u>5TH YEAR</u>	1,239.16	108.08	1,347.24	33.68	46.47	336.81	800.00	75,504.46
<u>CAREER AWARDS - 20TH YEAR (DAYS) *ONLY OFFICERS WHO HAVE 20 YRS OR MORE AS OF 7/1/98</u>								
<u>20TH YEAR</u>	1,277.48	79.84	1,357.32	33.93	47.91	339.33	800.00	76,063.39
<u>CAREER AWARDS - 20TH YEAR (NIGHTS) *ONLY OFFICERS WHO HAVE 20 YRS OR MORE AS OF 7/1/98</u>								
<u>20TH YEAR</u>	1,277.48	108.08	1,385.56	34.64	47.91	346.39	800.00	77,629.30

DETECTIVES

July 4, 2009

	<u>BASE</u>	<u>SHIFT DIFF.</u>	<u>GROSS</u>	<u>HOURLY</u>	<u>OVERTIME</u>	<u>HOLIDAY</u>	<u>UNIFORM</u>	<u>ANNUAL</u>
<u>DAYS</u>								
<u>3RD YEAR</u>	1,250.40	78.15	1,328.55	33.21	46.89	332.14	800.00	74,468.13
<u>NIGHTS</u>								
<u>3RD YEAR</u>	1,250.40	112.54	1,362.94	34.07	46.89	340.74	800.00	76,375.09
<u>CAREER AWARDS - 5TH YEAR (DAYS) *ONLY OFFICERS WHO HAVE 5 YRS OR MORE AS OF 7/1/98</u>								
<u>5TH YEAR</u>	1,288.71	80.54	1,369.25	34.23	48.33	342.31	800.00	76,724.88
<u>CAREER AWARDS - 5TH YEAR (NIGHTS) *ONLY OFFICERS WHO HAVE 5 YRS OR MORE AS OF 7/1/98</u>								
<u>5TH YEAR</u>	1,288.71	112.54	1,401.25	35.03	48.33	350.31	800.00	78,499.28
<u>CAREER AWARDS - 20TH YEAR (DAYS) *ONLY OFFICERS WHO HAVE 20 YRS OR MORE AS OF 7/1/98</u>								
<u>20TH YEAR</u>	1,327.03	82.94	1,409.97	35.25	49.76	352.49	800.00	78,982.80
<u>CAREER AWARDS - 20TH YEAR (NIGHTS) *ONLY OFFICERS WHO HAVE 20 YRS OR MORE AS OF 7/1/98</u>								
<u>20TH YEAR</u>	1,327.03	112.54	1,439.57	35.99	49.76	359.89	800.00	80,624.12